

Valance

See diagrams and descriptions below for a selection of standard valance styles. Additional custom valance styles are on the following page.

Box Pleat

Fabrication

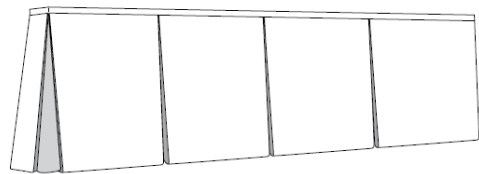
- Valances can be fabricated with a range of pleats along the bottom (2 - 3 is typical), in addition to the two pleats at the corner.
- Lined with 2-Pass White / Grey blackout; other options available.
- Ceiling-mounted valances use 1" x 2" wood frame.
- Wall-mounted valances fit into a designer-specified header.

Sizing

- Standard outside-mount valances will be fabricated to a width 1.0" wider (inside dimensions) than the drapery track size.
- Returns typically are 9.0" for two treatments at the window (sheer + drapery) or 11.0" for three treatments (sheer + drapery + side panels). Many variations exist; please specify.
- Common height of a valance is 14.0" to 16.0". Please specify.

Options

- Decorative banding.
- Decorative trim.
- Board or Velcro mounting.



Tailored

Fabrication

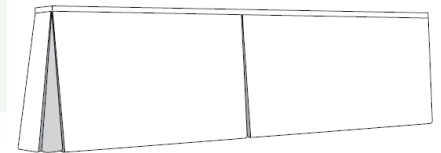
- Lined with 2-Pass White / Grey blackout; other options available.
- Ceiling-mounted valances use 1" x 2" wood frame.
- Wall-mounted valances fit into a designer-specified header.

Sizing

- Standard outside-mount valances will be fabricated to a width 1.0" wider (inside dimensions) than the drapery track size.
- Returns typically are 9.0" for two treatments at the window (sheer + drapery) or 11.0" for three treatments (sheer + drapery + side panels). Many variations exist; please specify.
- Common height of a valance is 14.0" to 16.0". Please specify.

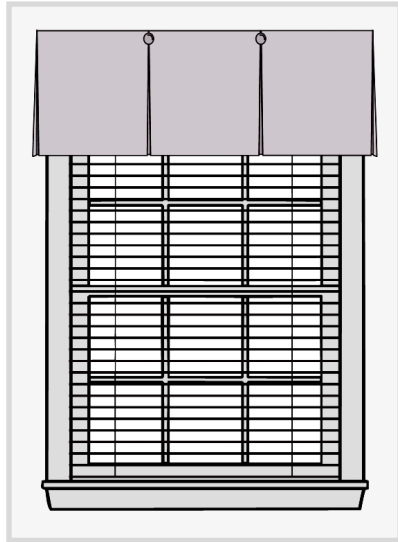
Options

- Decorative banding.
- Decorative trim,
- Velcro mounting.



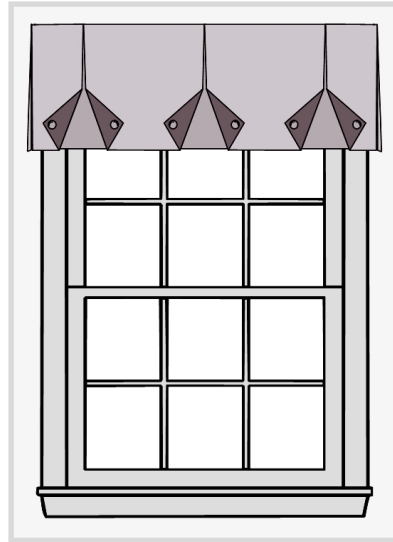
Valance

A selection of the wide variety of custom valance styles available are shown below. Please ask your Project Manager for more information.




BOX PLEAT WITH BUTTON

Standard box pleat valance accented with decorative buttons. Consider a contrasting inside pleat



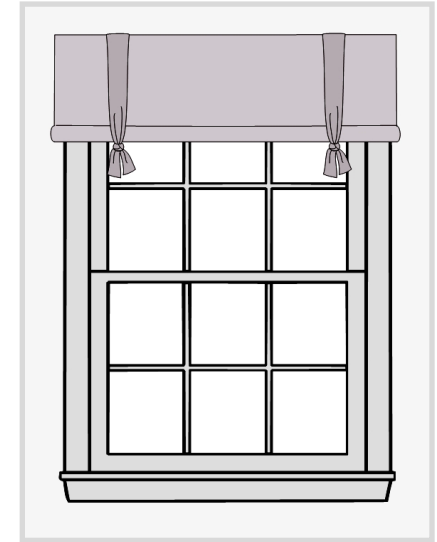
TUXEDO KICK PLEAT

A chic option in window dressing, the tuxedo kick pleat valance features multiple pleats pinned back with buttons.



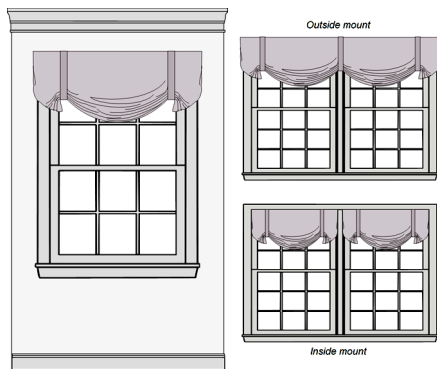
SCALLOPED

Layered petal shapes provide soft symmetry; optional with accent



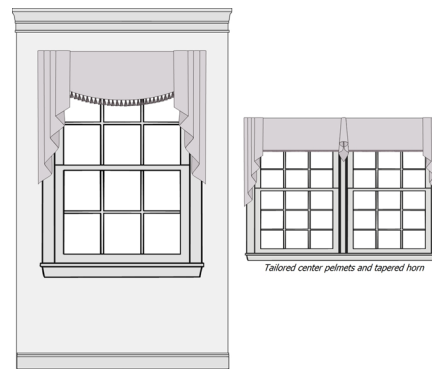
STAGECOACH

A casual valance complementing easygoing décor and featuring a



BUTTERFLY SWAG

Casual style valance with cinched bands.



LORRAINE

Casual style valance with cinched bands. Can be

Cornices

Westport Manufacturing offers a wide range of top treatments that bring focus to the window, as well as concealing window covering hardware, to create a finished look. See diagrams for a selection of standard cornice styles. Custom fabrication is also available.

Fabrication

- Cornices have padded face standard (padding is 100% polyester fiberfill).
- Dust cap and returns composed of 0.75" plywood panel.
- Construction features self-welting on top and bottom edge of cornice.
- Styles B, C, and J are not recommended for lengths over 6.25 feet (75").
- Solid fabrics and fabrics without a directional pattern are railroaded to eliminate seams.
- Standard mounting system is aluminum angle brackets.

Sizing

- Specify the width of outside-mounted cornices,
- Returns are typically 9.0" for two treatments at the window (sheer + drapery), or 11.0" for three treatments (sheer + drapery + side panels). Many variations exist, please specify.
- Common cornice heights are 12.0" to 14.0". Other sizes are available; please specify.

Decorative Options

- Banding may be added to styles A, D, & H.
- Trim options and contrast welting are also available.

Installation

- Ceiling mount (no dust cap)
- Wall mount (with dust cap)

